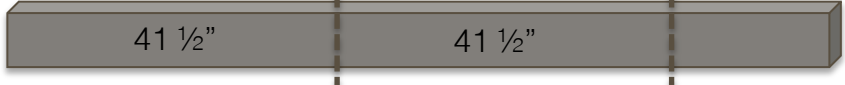

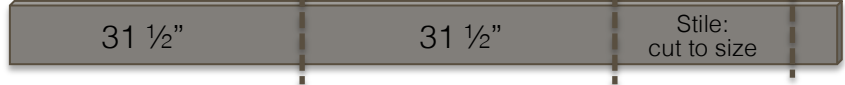


# KITCHEN ISLAND

BOARD PLANNING BY BUILD-BASIC.COM

# OF BOARDS	BOARD SIZE	ILLUSTRATION
4	2 x 4 x 8	 <p>73 1/2"</p> <p>*ADJUST THIS NUMBER TO FIT ANY WIDTH CABINETS. JUST ADD 1 1/2 INCHES TO THE COMBINED WIDTH OF THE CABINET FACES.</p>
2	2 x 4 x 8	 <p>41 1/2"      41 1/2"</p>
6	2 x 4 x 6	 <p>31 1/2"      31 1/2"</p>
3	1 x 5 x 8	 <p>41 1/2"      41 1/2"</p>
2	1 x 6 x 6	 <p>31 1/2"      31 1/2"</p>
1	1 x 4 x 8	 <p>31 1/2"      31 1/2"      Stile: cut to size</p>
1	1 x 4 x 6	 <p>Stile: cut to size      Stile: cut to size      Stile: cut to size</p>
3	1 x 4 x 8	<p>BASEBOARD PADDING: CUT AND MITER TO SIZE</p>
2	5/8 x 10 FOOT BASEBOARD	<p>BASEBOARD: CUT AND MITER TO SIZE</p>

# KITCHEN ISLAND

BOARD PLANNING BY BUILD-BASIC.COM

